

ELKAY[®]

SPECIFICATIONS

Lustertone[®] Single Bowl Classroom Sinks and Sink Packages – Double Ledge Models DRKR and DRKRQ Series Models DRKAD and DRKADQ Series – A.D.A. Compliant

GENERAL

Highest quality sink bowl seamlessly formed of #18 (1.2mm) gauge, type 304 (18-8) nickel bearing stainless steel. Self-rimming.

CLASSROOM/INSTITUTIONAL SINK PACKAGES

Models **DRKR(Q)2220C**, **DRKR(Q)2517C**, **DRKR(Q)3119C**, **DRKAD(Q)2220C**, **DRKAD(Q)2517C** and **DRKAD(Q)3119C** feature a scratch and crack resistant stainless steel sink, Contemporary Hi-Arc[®] faucet and No Lead Flexi-Guard[®] Bubbler. Package includes:

- (1) **LK2439** Two-handle Contemporary Hi-Arc concealed undermount faucet with 45° restricted swing spout and aerator. Outlet height: 10" (254mm); Reach: 6-1/2" (165mm). No spray.
- (1) **LK1141A** No Lead Flexi-Guard[®] Bubbler. Pushbutton valve design bubbler meets ANSI and ADA requirements. Designed so that water never comes in contact with lead-containing materials. Flexi-Guard safety bubbler flexes on impact to prevent accidental injury when getting a drink. Built-in adjustable water volume control.
- (1) **LK35** Duo strainer.

OTHER

DRKAD(Q)2517, **DRKAD(Q)2220**, **DRKAD(Q)2522** and **DRKAD(Q)3119** drain opening is 3-1/2" (89mm) and located centered left-to-right and off-center front-to-back as illustrated. All other drain opening sizes are 3-1/2" (89mm) and centered in bowl as illustrated.

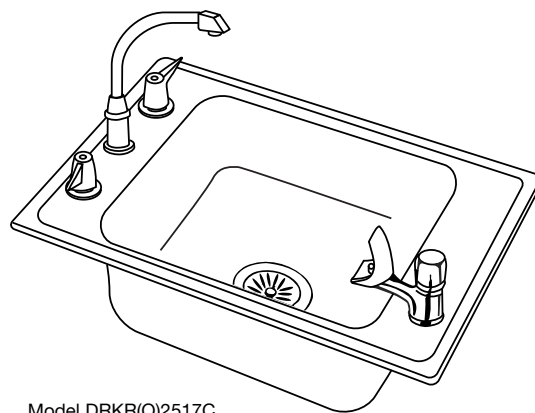
Slotted hole allows for vandal-resistant faucet and bubbler.

NOTE: Unless otherwise specified, sink is furnished with 4 faucet holes as shown (see back page).

These sinks comply with ANSI Standard A112.19.3M.



Both the faucet and the bubbler are classified by Underwriters Laboratories Inc. to **NSF/ANSI61** for residential use.



Model DRKR(Q)2517C

SEE NEXT PAGE FOR PRODUCT DIMENSIONS.

THIS PRODUCT, AS CONSTRUCTED IS SUBJECT TO INTERPRETATION OF A.D.A. REQUIREMENTS.
THE UNOBSTRUCTED KNEE SPACE REQUIRED TO SATISFY A.D.A. STANDARDS MAY NOT BE DESIRABLE.

In keeping with our policy of continuing product improvement, Elkay reserves the right to change product specifications without notice. Please visit elkayusa.com for most current version of Elkay product specification sheets.

This specification describes an Elkay product with design, quality and functional benefits to the user. When making a comparison of other producers' offerings, be certain these features are not overlooked.

**Lustertone® Single Bowl Classroom Sinks
and Sink Packages – Double Ledge
Models DRKR and DRKRQ Series
Models DRKAD and DRKADQ Series – A.D.A. Compliant**

**ELKAY®
SPECIFICATIONS**

SINK DIMENSIONS*

U-Channel Model Number	Quick-Clip® Model Number	Overall		Inside Bowl			Cutout in Countertop [1½" (38mm) Radius Corners]		No. of Faucet Holes (see back page)	3½" (59mm) Drain Opening (see above for details)	Minimum Cabinet Size
		L	W	L	W	D	L	W			
		A	B	C	D	E					
DRKR2220C	DRKRQ2220C	22 (559mm)	19½ (495mm)	13½ (343mm)	16 (406mm)	7⅝ (194mm)	21⅜ (543mm)	187⁄8 (479mm)	4	Centered	27 (686mm)
†DRKR2220	†DRKRQ2220	22 (559mm)	19½ (495mm)	13½ (343mm)	16 (406mm)	7⅝ (194mm)	21⅜ (543mm)	187⁄8 (479mm)	2, 2LM or 4	Centered	27 (686mm)
DRKR2517C	DRKRQ2517C	25 (635mm)	17 (432mm)	16 (406mm)	13½ (343mm)	7⅝ (194mm)	24⅜ (619mm)	16⅜ (416mm)	4	Centered	30 (762mm)
†DRKR2517	†DRKRQ2517	25 (635mm)	17 (432mm)	16 (406mm)	13½ (343mm)	7⅝ (194mm)	24⅜ (619mm)	16⅜ (416mm)	2, 2LM or 4	Centered	30 (762mm)
DRKR2522	DRKRQ2522	25 (635mm)	22 (432mm)	16 (406mm)	19 (343mm)	7⅝ (194mm)	24⅜ (619mm)	21⅜ (416mm)	2, 2LM or 4	Centered	30 (762mm)
DRKR3119C	DRKRQ3119C	31 (787mm)	19½ (495mm)	22 (559mm)	16 (406mm)	7⅝ (194mm)	30⅜ (772mm)	187⁄8 (479mm)	4	Centered	36 (914mm)
†DRKR3119	†DRKRQ3119	31 (787mm)	19½ (495mm)	22 (559mm)	16 (406mm)	7⅝ (194mm)	30⅜ (772mm)	187⁄8 (479mm)	2, 2LM or 4	Centered	36 (914mm)
DRKAD2220C	DRKADQ2220C	22 (559mm)	19½ (495mm)	13½ (343mm)	16 (406mm)	††	21⅜ (543mm)	187⁄8 (479mm)	4	Off-Centered	27 (686mm)
†DRKAD2220	†DRKADQ2220	22 (559mm)	19½ (495mm)	13½ (343mm)	16 (406mm)	††	21⅜ (543mm)	187⁄8 (479mm)	2, 2LM or 4	Off-Centered	27 (686mm)
DRKAD2517C	DRKADQ2517C	25 (635mm)	17 (432mm)	16 (406mm)	13½ (343mm)	**	24⅜ (619mm)	16⅜ (416mm)	4	Off-Centered	30 (762mm)
†DRKAD2517	†DRKADQ2517	25 (635mm)	17 (432mm)	16 (406mm)	13½ (343mm)	**	24⅜ (619mm)	16⅜ (416mm)	2, 2LM or 4	Off-Centered	30 (762mm)
DRKAD2522	DRKADQ2522	25 (635mm)	22 (432mm)	16 (406mm)	19 (343mm)	‡	24⅜ (619mm)	21⅜ (416mm)	2, 2LM or 4	Off-Centered	30 (762mm)
DRKAD3119C	DRKADQ3119C	31 (787mm)	19½ (495mm)	22 (559mm)	16 (406mm)	‡	30⅜ (772mm)	187⁄8 (479mm)	4	Off-Centered	36 (914mm)
†DRKAD3119	†DRKADQ3119	31 (787mm)	19½ (495mm)	22 (559mm)	16 (406mm)	‡	30⅜ (772mm)	187⁄8 (479mm)	2, 2LM or 4	Off-Centered	36 (914mm)

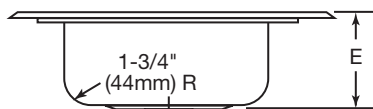
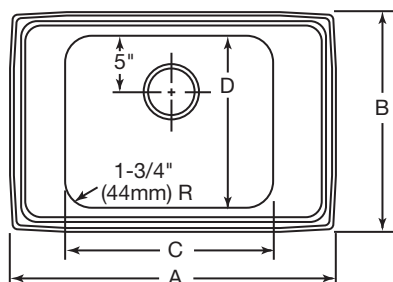
* Length is left to right. Width is front to back.

† Unless otherwise specified, all sinks which do not have suffix "C" are **less fittings** (no faucet, bubbler or drain), but are drilled for faucet, bubbler and drain as illustrated.

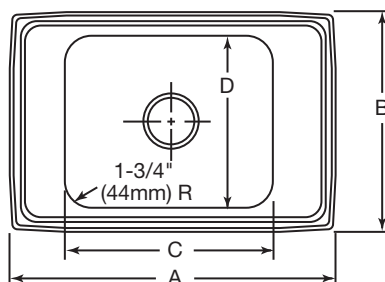
‡ Available in 5-1/2" (140mm), 6" (152mm) or 6-1/2" (165mm) depths. Please consult your sales representative for other depths or modifications.

** Available in 4" (102mm), 5" (127mm), 5-1/2" (140mm), 6" (152mm) or 6-1/2" (165mm) depths.

†† Available in 4" (102mm), 5-1/2" (140mm), 6" (152mm) or 6-1/2" (165mm) depths.



DRKAD(Q) Series Off-Centered Drain
Model Only Illustrated

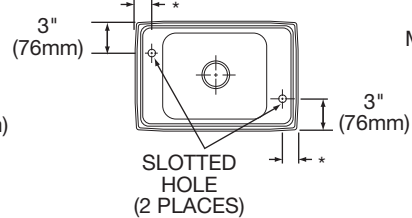
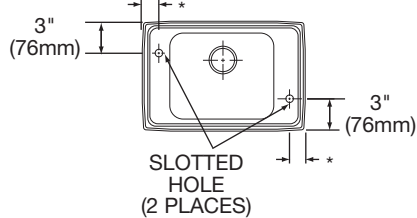


DRKR(Q) and DRKAD(Q) Series
Centered Drain

HOLE DRILLING CONFIGURATIONS

2 HOLE CONFIGURATION

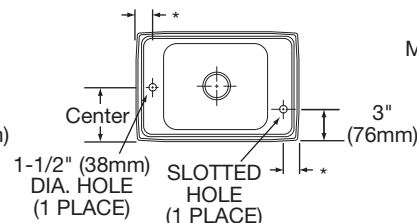
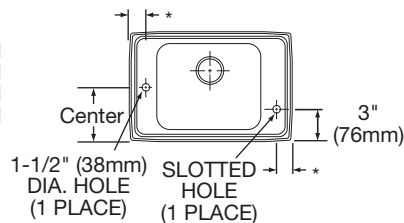
MODELS DRKAD(Q)2517**2
DRKAD(Q)2220**2
DRKAD(Q)2522**2
DRKAD(Q)3119**2



MODELS DRKR(Q)22202
DRKR(Q)25172
DRKR(Q)25222
DRKR(Q)31192

2LM (LEFT MIDDLE) HOLE CONFIGURATION

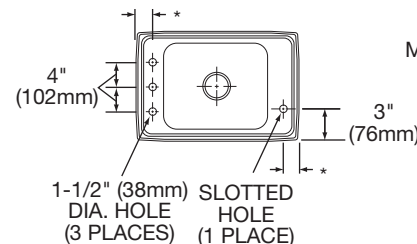
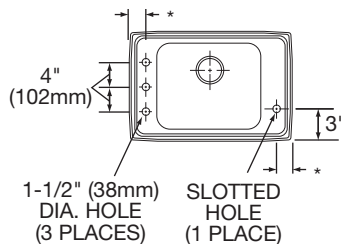
MODELS DRKAD(Q)2517**2LM
DRKAD(Q)2220**2LM
DRKAD(Q)2522**2LM
DRKAD(Q)3119**2LM



MODELS DRKR(Q)22202LM
DRKR(Q)25172LM
DRKR(Q)25222LM
DRKR(Q)31192LM

4 HOLE CONFIGURATION

MODELS DRKAD(Q)2517**4
DRKAD(Q)2220**4
DRKAD(Q)2522**4
DRKAD(Q)3119**4

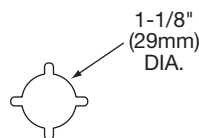
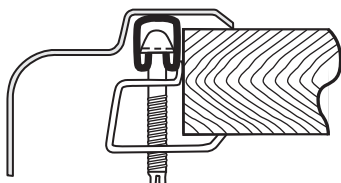


MODELS DRKR(Q)22204
DRKR(Q)25174
DRKR(Q)25224
DRKR(Q)31194

*2-1/2" (64mm) for DRKR(Q)2522 and DRKAD(Q)2522, 2-1/4" (57mm) for all others.

**Bowl depths for ADA models: 55 = 5-1/2" (140mm), 60 = 6" (152mm), 65 = 6-1/2" (165mm).

U-Channel Type Mounting System



Slotted Hole

Quick-Clip[®] Mounting System

