

PRODUCT SPECIFICATIONS

Halsey Taylor Outdoor Sierra Stone Fountain, Pedestal Non-Filtered Non-Refrigerated. Furnished with Pushbutton bubbler. Mechanical Top Bubbler Button activation. Product shall be Floor Mount/Freestanding, for Outdoor applications, serving 1 station(s). Unit shall be lead-free design which is certified to NSF/ANSI 61 & 372 (lead free) and meets Federal and State low-lead requirements.

Finish:	Stone Aggregate
Power:	No Electrical Required
Bubbler Style:	Pushbutton
Activation by:	Mechanical Top Bubbler Button
Mounting Type:	Floor Mount/Freestanding
Chilling Option:	Non-Refrigerated
Approx. Shipping Weight:	125 lbs.
Installation Location:	Outdoor
No. of Stations Served:	1

- Mechanically-Activated bubbler continues to supply water in event of service disruptions.



AMERICAN PRIDE. A LIFETIME TRADITION. Like your family, the Elkay family has values and traditions that endure. For almost a century, Elkay has been a family-owned and operated company, providing thousands of jobs that support our families and communities.



Included with Product: Outdoor Fountain

PRODUCT COMPLIANCE

Buy American Act

NSF/ANSI 61 & 372 (lead free)



[Installation Instructions \(PDF\)](#)

Warranty pertains to drinking water applications only. Non-drinking water applications are not covered under warranty.

[Warranty \(PDF\)](#)

PART: _____ QTY: _____

PROJECT: _____

CONTACT: _____

DATE: _____

NOTES: _____

APPROVAL: _____

In keeping with our policy of continuing product improvement, Halsey Taylor reserves the right to change product specifications without notice. Please visit Halseytaylor.com for the most current version of Halsey Taylor product specification sheets. This specification describes a Halsey Taylor product with design, quality, and functional benefits to the user. When making a comparison of other producers' offerings, be certain these features are not overlooked.

MOUNTING INSTRUCTIONS and PLUMBING CONNECTIONS

Provide solid, well-drained surface to mount pedestal fountain (concrete pad recommended). (4) 1/2" anchor bolts (not included) should be attached securely to mounting surface in order to secure fountain. (Refer to rough-in diagram.) Locate and install plumbing through ground as required.

NOTE: Fountain is not furnished with service valve.

Position pedestal over plumbing and secure base to anchor bolts. Remove access panel and connect supply and water lines. Remember to check your local plumbing and other applicable codes before installation.

Turn on water supply, check for leaks.

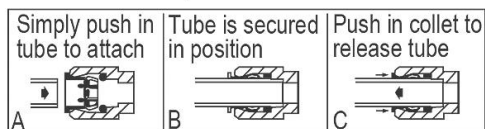
Reassemble access panels to pedestal.

Trap and service stop not included.

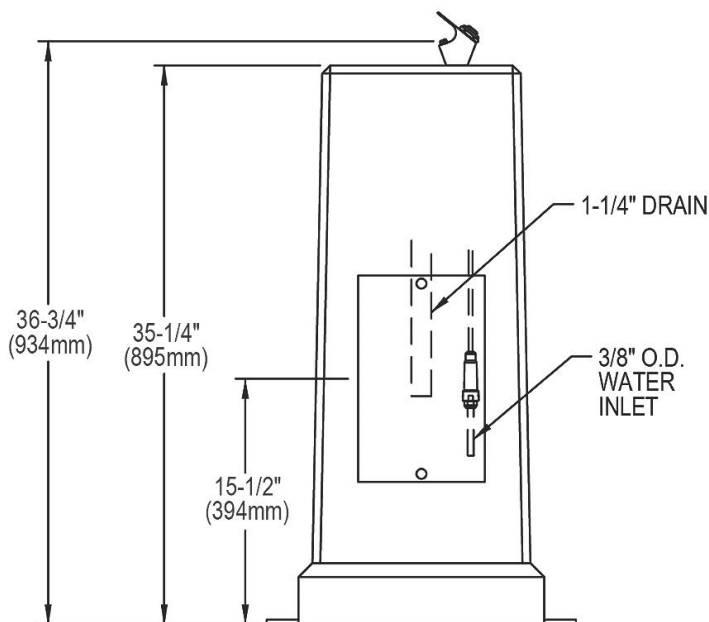
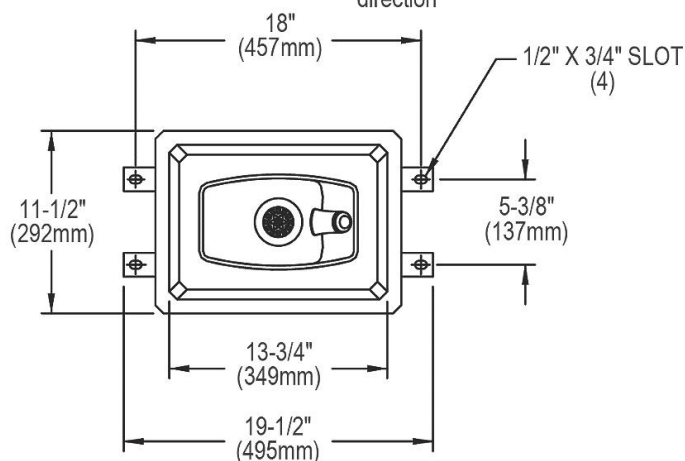
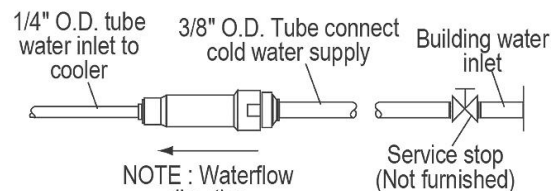
OPERATING PRESSURES

Supply water-105 psi maximum

OPERATION OF QUICK CONNECT FITTINGS



Pushing tube in before pulling it out helps to release tube



In keeping with our policy of continuing product improvement, Halsey Taylor reserves the right to change product specifications without notice. Please visit Halseytaylor.com for the most current version of Halsey Taylor product specification sheets. This specification describes a Halsey Taylor product with design, quality, and functional benefits to the user. When making a comparison of other producers' offerings, be certain these features are not overlooked.