

## PRODUCT SPECIFICATIONS

Elkay Wall Mount Bi-Level Reverse ADA Cooler, Non-Filtered Non-Refrigerated Stainless. Furnished with Flexi-Guard Safety Bubbler. Mechanical Front And Side Bubbler Pushbar activation. Product shall be Wall Mount (On Wall), for Indoor applications, serving 2 station(s). Unit shall be lead-free design which is certified to NSF/ANSI 61 & 372 (lead free) and meets Federal and State low-lead requirements.

<b>Finish:</b>	Stainless Steel
<b>Power:</b>	No Electrical Required
<b>Bubbler Style:</b>	Flexi-Guard Safety Bubbler
<b>Activation by:</b>	Mechanical Front And Side Bubbler Pushbar
<b>Mounting Type:</b>	Wall Mount (On Wall)
<b>Chilling Option:</b>	Non-refrigerated
<b>Dimensions (L x W x H):</b>	36-1/4" x 18-5/8" x 27"
<b>Approx. Shipping Weight:</b>	46 lbs.
<b>Installation Location:</b>	Indoor
<b>No. of Stations Served:</b>	2

- Mechanically-Activated bubbler continues to supply water in event of service disruptions.



AMERICAN PRIDE. A LIFETIME TRADITION. Like your family, the Elkay family has values and traditions that endure. For almost a century, Elkay has been a family-owned and operated company, providing thousands of jobs that support our families and communities.



**Included with Product:** Water Cooler

## PRODUCT COMPLIANCE

ADA & ICC A117.1

Buy American Act

NSF/ANSI 61 & 372 (lead free)



Complies with ADA & ICC A117.1 accessibility requirements when installed according to the requirements outlined in these standards. Installation may require additional components and/or construction features to be fully compliant. Consult the local Authority Having Jurisdiction if necessary.

[Installation Instructions \(PDF\)](#)

Water Systems are warranted for 12 months from date of installation.

**Warranty pertains to drinking water applications only. Non-drinking water applications are not covered under warranty.**

[Warranty \(PDF\)](#)

## OPTIONAL ACCESSORIES

EW172 - WaterSentry VII Filter Kit (Coolers + Fountains)
MLP200 - Accessory - In Wall Carrier (Bi-Level) for bi-level EZ, LZ, EMABF, LMABF, VRC, LVRC models
98324C - Accessory - Cane Apron for HAC, HVR, EMABF & VRC Models (Stainless)
97446C - Accessory - Bubbler Kit Vandal-Resistant

PART: \_\_\_\_\_ QTY: \_\_\_\_\_

PROJECT: \_\_\_\_\_

CONTACT: \_\_\_\_\_

DATE: \_\_\_\_\_

NOTES: \_\_\_\_\_

APPROVAL: \_\_\_\_\_

*In keeping with our policy of continuing product improvement, Elkay reserves the right to change product specifications without notice. Please visit [elkay.com](http://elkay.com) for the most current version of Elkay product specification sheets. This specification describes an Elkay product with design, quality, and functional benefits to the user. When making a comparison of other producers' offerings, be certain these features are not overlooked.*

### IMPORTANT! INSTALLER PLEASE NOTE

This water cooler has been designed and built to provide water to the user which has not been altered by materials in the cooler waterways.

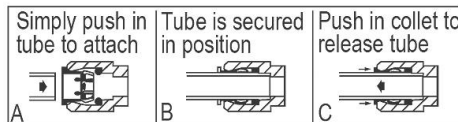
The grounding of electrical equipment such as telephone, computers, etc., to water lines is a common procedure. This grounding may be in the building but may also occur away from the building. This grounding can cause electrical feedback into a water cooler creating an electrolysis which creates a metallic taste or causes an increase in the metal content of the water. The condition is avoidable by installing the cooler using the proper materials as shown below.

### NOTICE

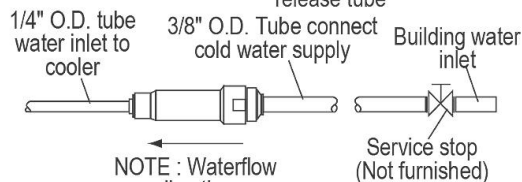
The water cooler must be connected to the water supply using a dielectric coupling. The cooler is furnished with a non-metallic strainer which meets this requirement. The drain trap which is provided by the installer should also be plastic to completely isolate the cooler from the building plumbing system.

Simultaneous operation of both bubblers on a bi-level unit may not be possible depending on water supply pressure. If simultaneous operation is desired, please ensure a minimum of 65 psi supply. Lower pressure may be possible for non-filtered and/or non-refrigerated installations.

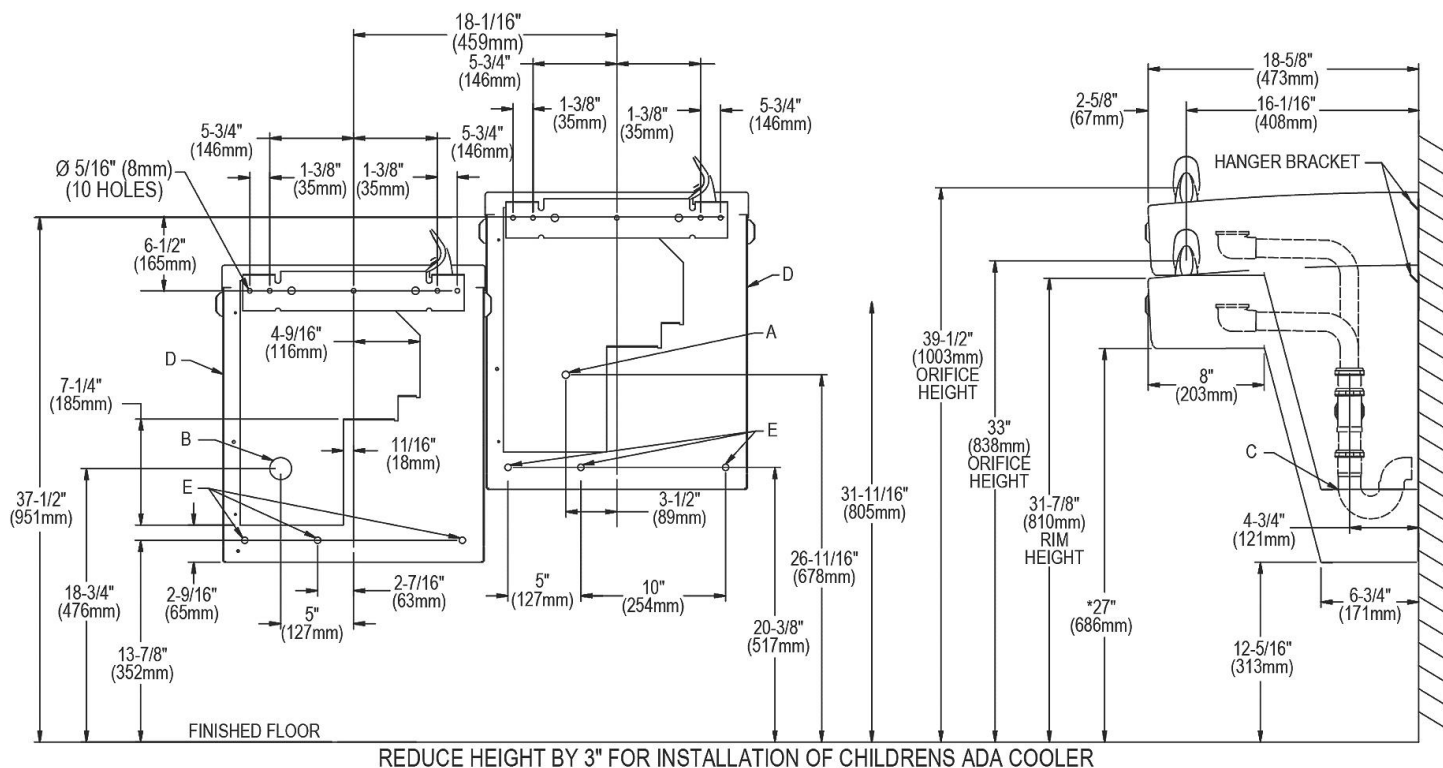
### OPERATION OF QUICK CONNECT FITTINGS



Pushing tube in before pulling it out helps to release tube



NOTE: Waterflow direction



### LEGEND

A = Recommended water supply location. Shut off valve (not furnished) to accept 3/8" O.D. unplated copper tube connect. Up to 3" (76mm) maximum out from wall.

B = Recommended location for water outlet 1-1/2" O.D. drain.

C = 1-1/2" Trap (not furnished).

D = Insure proper ventilation by maintaining 6" (152mm) (min.) clearance from cabinet louvers to wall.

E = 7/16" (11mm) Bolt holes for fastening to wall.

\*ADA Requirement.

In keeping with our policy of continuing product improvement, Elkay reserves the right to change product specifications without notice. Please visit [elkay.com](http://elkay.com) for the most current version of Elkay product specification sheets. This specification describes an Elkay product with design, quality, and functional benefits to the user. When making a comparison of other producers' offerings, be certain these features are not overlooked.